

### Specifications

Models	Z-34/22 DC		Z-34/22 Bi-Energy	
Measurements	Metric	US	Metric	US
Working height maximum*	12.52 m	40 ft 6 in	12.52 m	40 ft 6 in
Platform height maximum	10.52 m	34 ft 6 in	10.52 m	34 ft 6 in
Horizontal reach maximum	6.78 m	22 ft 3 in	6.78 m	22 ft 3 in
Up and over clearance maximum	4.57 m	15 ft	4.57 m	15 ft
<b>A</b> Platform length	0.76 m	2 ft 6 in	0.76 m	2 ft 6 in
<b>B</b> Platform width	1.42 m	4 ft 8 in	1.42 m	4 ft 8 in
<b>C</b> Height - stowed	2.00 m	6 ft 7 in	2.00 m	6 ft 7 in
<b>D</b> Length - stowed	5.64 m	18 ft 6 in	5.64 m	18 ft 6 in
<b>E</b> Storage height	2.26 m	7 ft 5 in	2.26 m	7 ft 5 in
<b>F</b> Storage length	4.08 m	13 ft 5 in	4.08 m	13 ft 5 in
<b>G</b> Width	1.73 m	5 ft 8 in	1.73 m	5 ft 8 in
<b>H</b> Wheelbase	1.88 m	6 ft 2 in	1.88 m	6 ft 2 in
<b>I</b> Ground clearance - center	0.15 m	6 in	0.15 m	6 in

### Productivity

Lift capacity	227 kg	500 lbs	227 kg	500 lbs
Platform rotation	180°	180°	180°	180°
Vertical jib rotation	139°	139°	139°	139°
Turntable rotation	355° non-continuous		355° non-continuous	
Turntable tailswing	zero	zero	zero	zero
Drive speed - stowed	6.4 km/h	4.0 mph	6.4 km/h	4.0 mph
Drive speed - raised**	1.1 km/h	0.68 mph	1.1 km/h	0.68 mph
Gradeability - stowed***	30%	30%	30%	30%
Turning radius - inside	1.75 m	5 ft 9 in	1.75 m	5 ft 9 in
Turning radius - outside	4 m	13 ft 1 in	4 m	13 ft 1 in
Controls	24V DC proportional		24V DC proportional	
Tyres - foam filled	23x37 cm	9 x 14.5 in	23x37 cm	9 x 14.5 in

### Power

Power Source	48V DC (eight 6 V batteries 315 Ah capacity)		48V DC (eight 6 V batteries 315 Ah capacity) with Tier IV Kubota 13.3 Hp (9.9 kw) diesel driven alternator	
Auxiliary Power Unit	24V DC	24V DC	24V DC	24V DC
Hydraulic Tank Capacity	15.1 L	4 gal	15.1 L	4 gal
Fuel Tank Capacity	—	—	35.2 L	9 gal

### Sound & Vibration Levels

Sound pressure level (ground)	<70 dBA	<70 dBA	<70 dBA	<70 dBA
Sound pressure level (platform)	<70 dBA	<70 dBA	<70 dBA	<70 dBA
Vibration	<2.5 m/s <sup>2</sup>	<8 ft 2 in/s <sup>2</sup>	<2.5 m/s <sup>2</sup>	<8 ft 2 in/s <sup>2</sup>

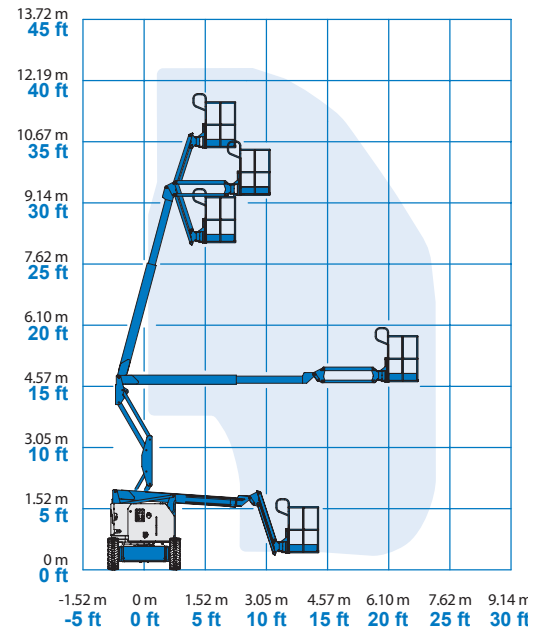
### Weight\*\*\*\*

	5,179 kg	11,189 lbs	5,632 kg	12,189 lbs
--	----------	------------	----------	------------

### Standards Compliance

EU Directives: 2006/42/EC - Machinery (harmonized standard EN280:2001+A2:2009); 2004/108/EC (EMC); 2006/95/EC (LVD); 2000/14/EC (Outdoor Noise)

### Range Of Motion Z-34/22 DC/Bi

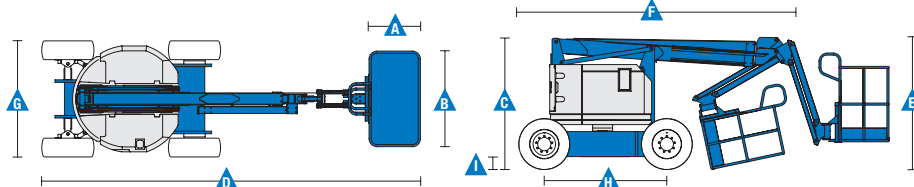


\* The metric equivalent of working height adds 2 m to platform height. U.S. adds 6 ft to platform height.

\*\* In lift mode (platform raised), the machine is designed to operate on firm, level surfaces only.

\*\*\* Gradeability applies to driving on slopes. See operator's manual for details regarding slope ratings.

\*\*\*\* Weight will vary depending on options and/or country standards.



### Features

Standard Features	Easily Configured To Meet Your Needs	Options & Accessories
-------------------	--------------------------------------	-----------------------

#### Measurements

- 12.52 m (40 ft 6 in) working height
- 6.78 m (22 ft 3 in) horizontal reach
- 4.57 m (15 ft) up and over clearance
- Up to 227 kg (500 lbs) lift capacity

#### Productivity

- 1.22 m (4 ft) jib boom with 139° working range
- Self-levelling platform
- Hydraulic platform rotation
- Proportional joystick controls
- Thumb rocker steer
- Drive enable
- AC power to platform
- Horn
- Hour meter
- Tilt alarm
- Descent & travel alarms
- Flashing beacon
- 355° non-continuous turntable rotation
- Locking turntable covers (Bi-Energy only)
- Zero tailswing
- Certified load sensor

#### Power

- 48V deep cycle battery pack
- 24V DC auxiliary power
- On board alternator powered by Tier IV Kubota 9.9 kW (13.3 hp) engine (Bi-energy model only)
- Universal 30A battery smart charger
- Battery charge indicator
- Low battery voltage interrupt

#### Platform Options

- Steel 1.42 m (4 ft 8 in) (standard)
- Steel 1.17 m (3 ft 10 in)

#### Jib

- Articulating 1.22 m (4 ft) jib boom

#### Power

- 48V DC power source (eight 6V 315 Ah batteries)

#### Drive

- 2 x 4

#### Tyre Options

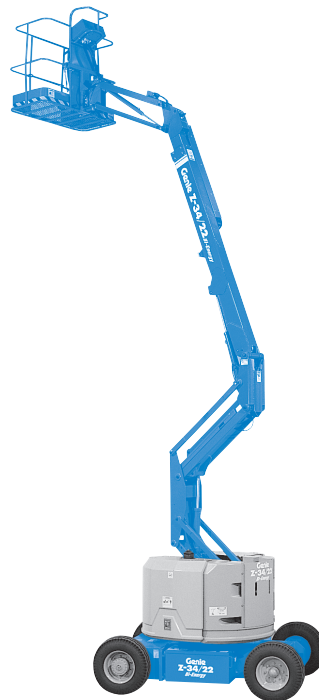
- Industrial foam-filled (standard)
- Industrial non-marking foam-filled (DC only)

#### Productivity Options

- Platform top auxiliary rail
- Air line to platform
- Power to platform (incl. plug, socket and ground fault interrupt leakage on request)
- Work lights package (2 on chassis, 2 on platform)
- Aircraft protection kit <sup>(1,2)</sup>: platform foam padding and padded disable system (except RJ model)
- Biodegradable hydraulic oil <sup>(2)</sup>
- Hostile environment kit <sup>(2)</sup>: cylinder bellow, boom wiper seals and platform control box covers
- Tilt cut-out option
- Track & Trace <sup>(3)</sup> (GPS unit providing machine location & operating information)
- Lockable platform control box cover
- Tool tray
- Operator Protective Alarm

#### Power Options

- AGM maintenance-free batteries <sup>(2)</sup>
- Low temperature cut-out module
- Engine heater option (Bi-energy only)
- Refinery kit with spark arrestor and electric or mechanical Chalmers valve (Bi-Energy only)



<sup>(1)</sup> Reduces platform load capacity to 199,6 kg (440 lbs)  
<sup>(2)</sup> Factory-fit option only  
<sup>(3)</sup> Includes a first 2 years subscription

### United Kingdom

The Maltings, Wharf Road, Grantham NG31 6BH, T: +44 800 988 3739 (toll free), Fax +44 (0)1476 584334, Email AWP-InfoEurope@terex.com  
 Visit [www.genielift.co.uk/locations](http://www.genielift.co.uk/locations) to view our global locations list.

### Worldwide Manufacturing And Distribution

Australia • Brazil • Caribbean • Central America • China • France • Germany • Italy • Japan • Korea • Mexico • Russia • Southeast Asia • Spain • Sweden • United Arab Emirates • United Kingdom • United States

Effective Date: February, 2014. Product specifications and prices are subject to change without notice or obligation. The photographs and/or drawings in this document are for illustrative purposes only. Refer to the appropriate Operator's Manual for instructions on the proper use of this equipment. Failure to follow the appropriate Operator's Manual when using our equipment or to otherwise act irresponsibly may result in serious injury or death. The only warranty applicable to our equipment is the standard written warranty applicable to the particular product and sale and we make no other warranty, express or implied. Products and services listed may be trademarks, service marks or trade names of Terex Corporation and/or their subsidiaries in the USA and many other countries. Genie is a registered trademark of Terex South Dakota, Inc. © 2014 Terex Corporation.

