

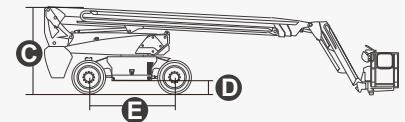
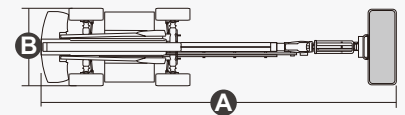
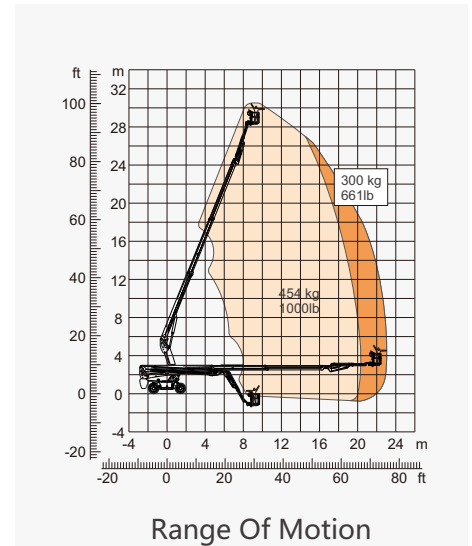
SPECIFICATIONS

Size	Metric	British
Max. Working Height	30.3m	99ft 5in
Max. Platform Height	28.3m	92ft 10in
Max. Operating Range(+0.6m)	23m	75ft 6in
Max. Platform Range	22.4m	73ft 6in
Overall Length(Stowed) A	12.25m	40ft 2in
Overall Length(Transport)	11.96m	39ft 3in
Overall Width(Stowed) B	2.5m	8ft 2in
Overall Width(Transport)	2.28m	7ft 6in
Overall Height(Stowed) C	2.87m	9ft 5in
Overall Height(Transport)	2.59m	8ft 6in
Platform Size(Length×Width)	2.44m×0.91m	8ft×3ft
Turntable Tailswing	1.61m	5ft 3in
Ground Clearance D	0.41m	1ft 4in
Wheelbase E	2.8m	9ft 2in
Turning Radius(Inside/Outside)	1.87m/3.22m	6ft 2in/10ft 7in
Tyres	385/45-28	385/45-28

Performance		
S.W.L(Unrestricted/Restricted)	300kg/454kg	661lb/1000lb
Max. Occupants	3	3
Gradeability	45%	45%
Travel Speed(Stowed)	6km/h	6km/h
Travel Speed(Raised)	1.1km/h	1.1km/h
Max. Working Slope	X-5°/Y-5°	X-5°/Y-5°
Turret Rotation	360°Continuous	360°Continuous
Platform Rotation	180°	180°
Jib Movement	130°	130°

Weight		
Overall Weight	18900kg	41667lb

Power		
Diesel Engine	Deutz TD2.9 L4	Deutz TD2.9 L4
Engine Power	55.4kW 2600rpm	55.4kW 2600rpm
Diesel Tank	135L	29gal
Hydraulic Tank	165L	36gal



FEATURES

Standard Items

- Telescopic Jib With Maximum Reach Of 3.98m (13ft)
- Front Oscillating Axle
- Four-Wheel Steering
- Four-Wheel Drive
- Self-Leveling Platform
- 180° Left And Right Swing Platform
- Proportional Joystick Controls
- Thumb Rocker Steer
- Drive Enable
- Ac Power Cord To Platform
- Tilt Alarm
- Descent Alarm
- Flash
- Horn
- Hour Meter
- Integral Integrated Special Drive Axle For Construction Machinery
- 360° Continuous Turntable Rotation
- Positive Traction Four Wheel Drive
- Platform Load Sense System
- Fault Diagnosis System
- Operator Anti-crushing Protection System
- Harsh Environment Kits (includes Cylinder Sleeves, Boom Dust Kits, Ground And Platform Control Box Covers)
- 12V DC Auxiliary Power
- Deutz TD2.9 L4 55.4kW /2600rpm Diesel Engine *
- Hydraulic Oil Radiator
- Anti-restart Engine Protection
- Anti-reverse Engine Device
- Auto Engine Fault Shutdown

ZHEJIANG DINGLI MACHINERY CO., LTD.

Address: No.188 Qihang Road,Deqing,Zhejiang P.R.China 313219

Telephone: +86(572)8681688

E-Mail: export@cndingli.com

[Https://en.cndingli.com](https://en.cndingli.com)

